

Luminaire Photograph



Light Output Ratio:	80.4%	
Luminaire Power:	16.43 W	
SHR Nominal:	0.75	Calculated using the TM5
SHR Maximum:	0.75	fine grid method.

C Range: 0 - 360DEG
C Interval: 30.0DEG
Test Speed: HIGH
Temperature: 25.3 °C
Operators: zoe
Test Date: 2023-9-15

γ Range: 0 - 180DEG
 γ Interval: 1.0DEG
Test System: EVERFINE GO-SPEX500_V1 SYSTEM V2.00.461
Humidity: 65.0%
Test Distance: 3.160m [K=1.0000]
Remarks: LAMP: CMA1306-0000-000N0U0A30G Ra:90
LENS: PM-1083C 50R
DRIVER: 9290 028 088 350mA
30minutes warm-up

LUMINOUS INTENSITY DISTRIBUTION DIAGRAM

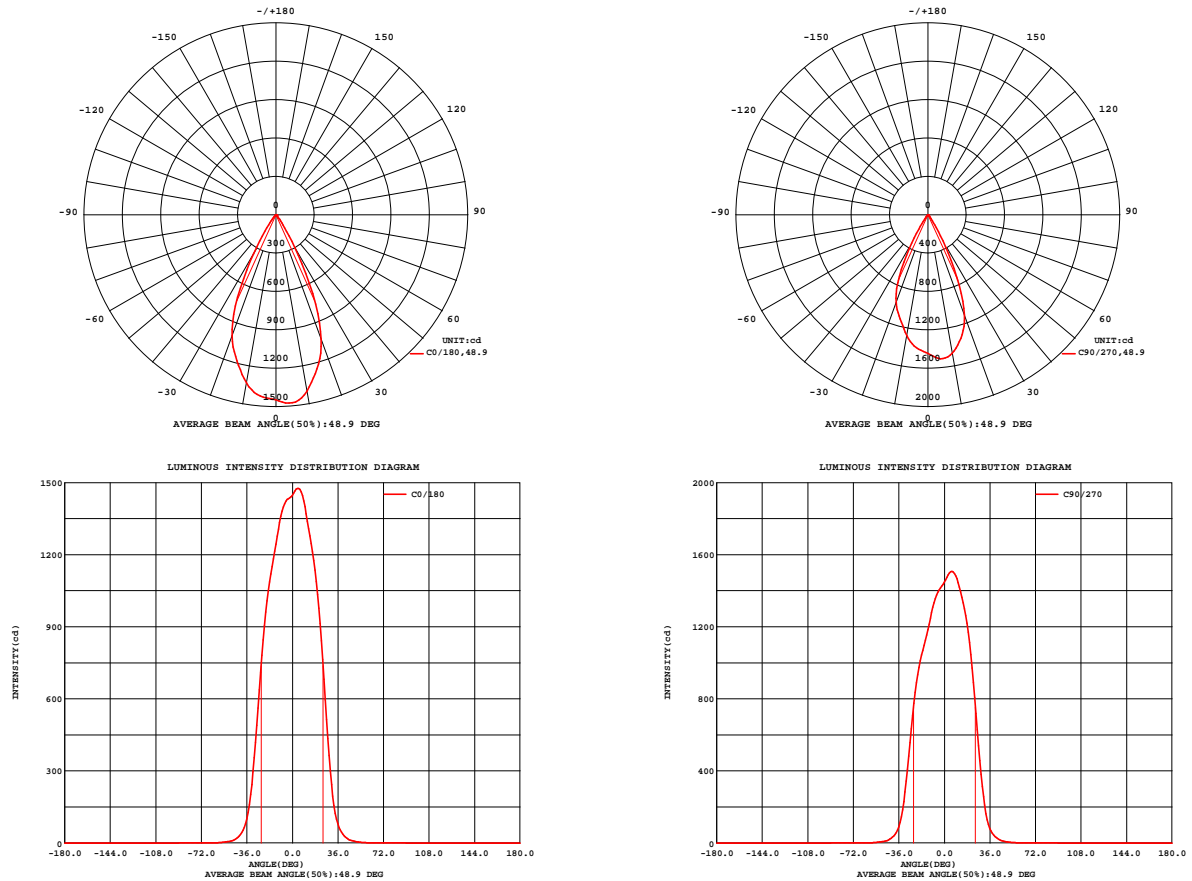


Fig. C0/C180

Fig. C90/C270

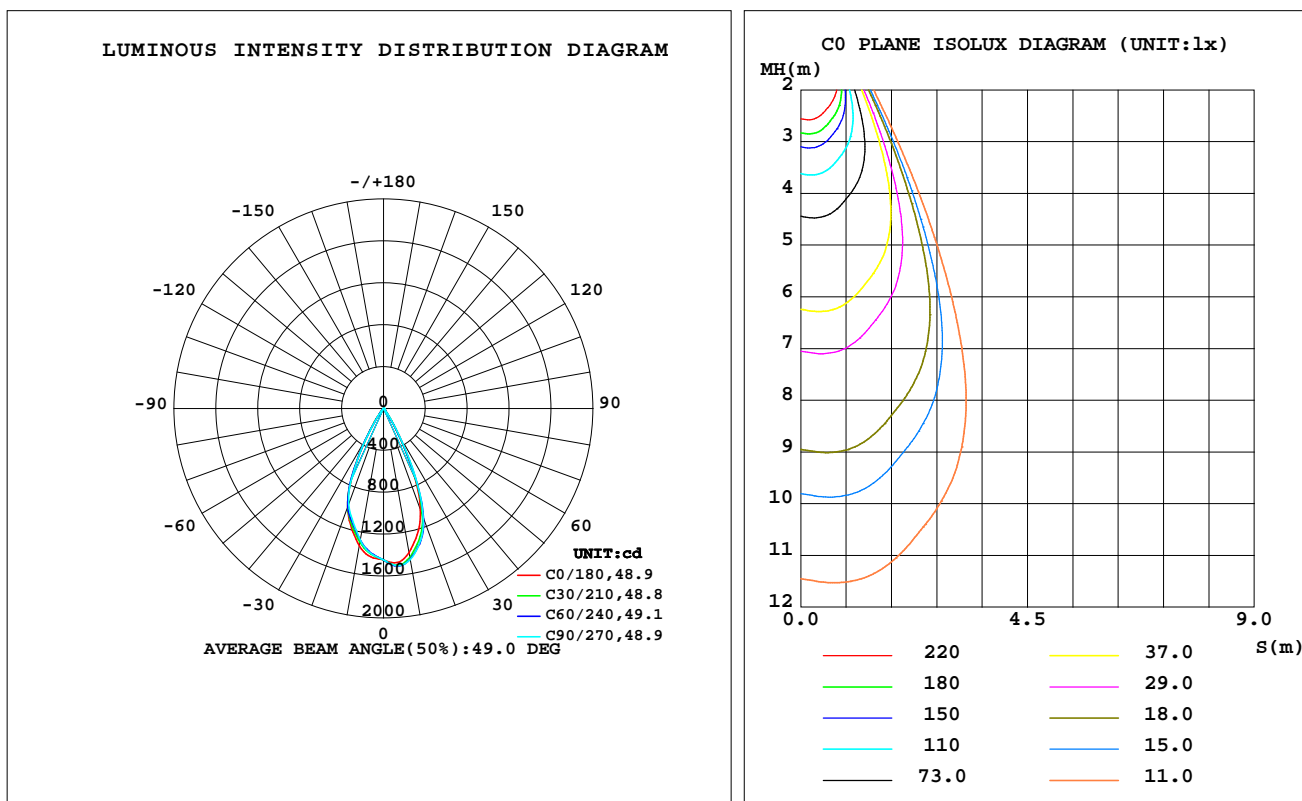
C Range: 0 - 360DEG
C Interval: 30.0DEG
Test Speed: HIGH
Temperature: 25.3 °C
Operators: zoe
Test Date: 2023-9-15

γ Range: 0 - 180DEG
 γ Interval: 1.0DEG
Test System: EVERFINE GO-SPEX500_V1 SYSTEM V2.00.461
Humidity: 65.0%
Test Distance: 3.160m [K=1.0000]
Remarks: LAMP: CMA1306-0000-000N0U0A30G Ra: 90
LENS: PM-1083C 50R
DRIVER: 9290 028 088 350mA
30minutes warm-up

LUMINAIRE PHOTOMETRIC TEST REPORT

Test:U:220.21V I:0.0756A P:16.433W PF:0.9854 Freq:49.99Hz Lamp Flux:1099.47x1 lm		
NAME: 2118.573-ACOT-36	TYPE:	WEIGHT:
SPEC.: 3000K	DIM.:	SERIAL No.: 2309151161
MFR.: RISE	SUR.: 0.00138474m2	Shielding Angle:

DATA OF LAMP		PHOTOMETRIC DATA Eff: 53.81 lm/W			
MODEL	CREE	I _{max} (cd)	1510	S/MH(C0/180)	0.74
NOMINAL POWER(W)	16	LOR(%)	80.4	S/MH(C90/270)	0.74
RATED VOLTAGE(V)	220	TOTAL FLUX(lm)	884.19	η UP,DN(C0-180)	0.0,41.0
NOMINAL FLUX(lm)	1099.47	CIE CLASS	DIRECT	η UP,DN(C180-360)	0.0,39.4
LAMPS INSIDE	1	η up(%)	0.0	CIBSE SHR NOM	0.75
TEST VOLTAGE(V)	220	η down(%)	80.4	CIBSE SHR MAX	0.75



C Range: 0 - 360DEG
C Interval: 30.0DEG
Test Speed: HIGH
Temperature:25.3℃
Operators:zoe
Test Date:2023-9-15

γ Range: 0 - 180DEG
γ Interval: 1.0DEG
Test System:EVERFINE GO-SPEX500_V1 SYSTEM V2.00.461
Humidity:65.0%
Test Distance:3.160m [K=1.0000]
Remarks: LAMP:CMA1306-0000-000N0U0A30G Ra:90
LENS:PM-1083C 50R
DRIVER:9290 028 088 350mA
30minutes warm-up

ZONAL FLUX DIAGRAM

ZONAL FLUX DIAGRAM:

γ	C0	C45	C90	C135	C180	C225	C270	C315	γ	Φ zone	Φ total	%lum,lamp
10	1399	1453	1466	1418	1335	1289	1278	1327	0- 10	135.8	135.8	15.4,12.4
20	1035	1102	1112	1036	1008	1002	974.1	978.8	10- 20	340.0	475.8	53.8,43.3
30	299.4	290.0	314.3	338.3	354.4	354.0	343.5	330.9	20- 30	310.4	786.2	88.9,71.5
40	36.66	34.76	37.27	42.62	43.03	40.66	39.01	38.59	30- 40	82.20	868.4	98.2,79
50	5.969	5.566	5.795	6.328	6.604	6.383	6.388	6.164	40- 50	12.86	881.2	99.7,80.2
60	0.9064	0.8078	0.8084	0.8221	0.8404	0.8789	0.8701	0.8430	50- 60	2.522	883.8	99.9,80.4
70	0.1519	0.1343	0.1409	0.1474	0.1521	0.1458	0.1470	0.1385	60- 70	0.3337	884.1	100,80.4
80	0.0449	0.0330	0.0427	0.0410	0.0482	0.0435	0.0456	0.0381	70- 80	0.0870	884.2	100,80.4
90	0	0	0	0	0	0	0	0	80- 90	0.0229	884.2	100,80.4
100	0	0	0	0	0	0	0	0	90-100	0	884.2	100,80.4
110	0	0	0	0	0	0	0	0	100-110	0	884.2	100,80.4
120	0	0	0	0	0	0	0	0	110-120	0	884.2	100,80.4
130	0	0	0	0	0	0	0	0	120-130	0	884.2	100,80.4
140	0	0	0	0	0	0	0	0	130-140	0	884.2	100,80.4
150	0	0	0	0	0	0	0	0	140-150	0	884.2	100,80.4
160	0	0	0	0	0	0	0	0	150-160	0	884.2	100,80.4
170	0	0	0	0	0	0	0	0	160-170	0	884.2	100,80.4
180	0	0	0	0	0	0	0	0	170-180	0	884.2	100,80.4
DEG	LUMINOUS INTENSITY:cd									UNIT:lm		

C Range: 0 - 360DEG
C Interval: 30.0DEG
Test Speed: HIGH
Temperature:25.3℃
Operators:zoe
Test Date:2023-9-15

γ Range: 0 - 180DEG
 γ Interval: 1.0DEG
Test System:EVERFINE GO-SPEX500_V1 SYSTEM V2.00.461
Humidity:65.0%
Test Distance:3.160m [K=1.0000]
Remarks: LAMP:CMA1306-0000-000N0U0A30G Ra:90
LENS:PM-1083C 50R
DRIVER:9290 028 088 350mA
30minutes warm-up

LUMINANCE LIMITATION CURVES

Test:U:220.21V I:0.0756A P:16.433W PF:0.9854 Freq:49.99Hz
Lamp Flux:1099.47x1 lm

NAME: 2118.573-ACOT-36

TYPE:

WEIGHT:

SPEC.: 3000K

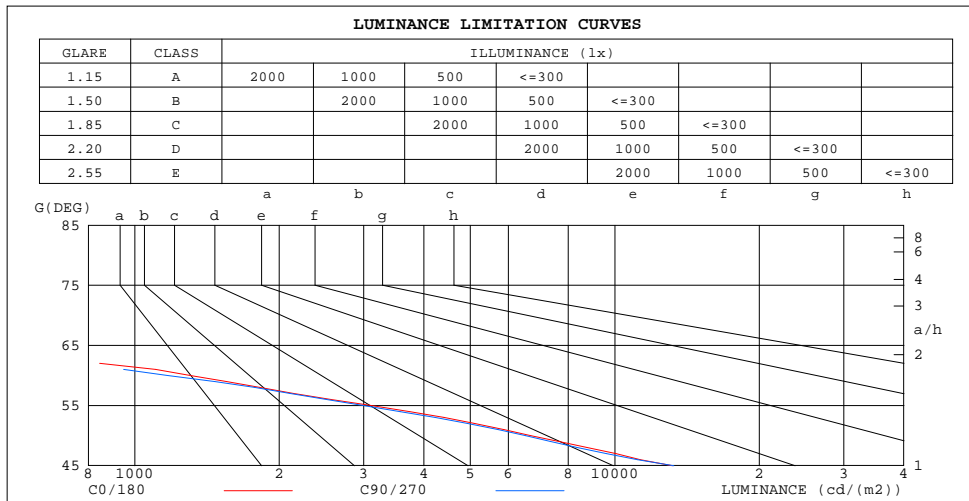
DIM.:

SERIAL No.: 2309151161

MFR.: RISE

SUR.: 0.00138474m2

Shielding Angle:



LUMINANCE cd/(m2)		
G(180)	C0/180	C90/270
85	193	167
80	186	178
75	218	216
70	320	298
65	437	438
60	1305	1169
55	3117	2997
50	6684	6519
45	13195	13278

C Range: 0 - 360DEG
C Interval: 30.0DEG
Test Speed: HIGH
Temperature:25.3℃
Operators:zoe
Test Date:2023-9-15

γ Range: 0 - 180DEG
γ Interval: 1.0DEG
Test System:EVERFINE GO-SPEX500_V1 SYSTEM V2.00.461
Humidity:65.0%
Test Distance:3.160m [K=1.0000]
Remarks: LAMP:CMA1306-0000-000N0U0A30G Ra:90
LENS:PM-1083C 50R
DRIVER:9290 028 088 350mA
30minutes warm-up

CU AND LUMINAIRE BUDGETARY ESTIMATE DIAGRAM

Test:U:220.21V I:0.0756A P:16.433W PF:0.9854 Freq:49.99Hz
Lamp Flux:1099.47x1 lm

NAME: 2118.573-ACOT-36

TYPE:

WEIGHT:

SPEC.: 3000K

DIM.:

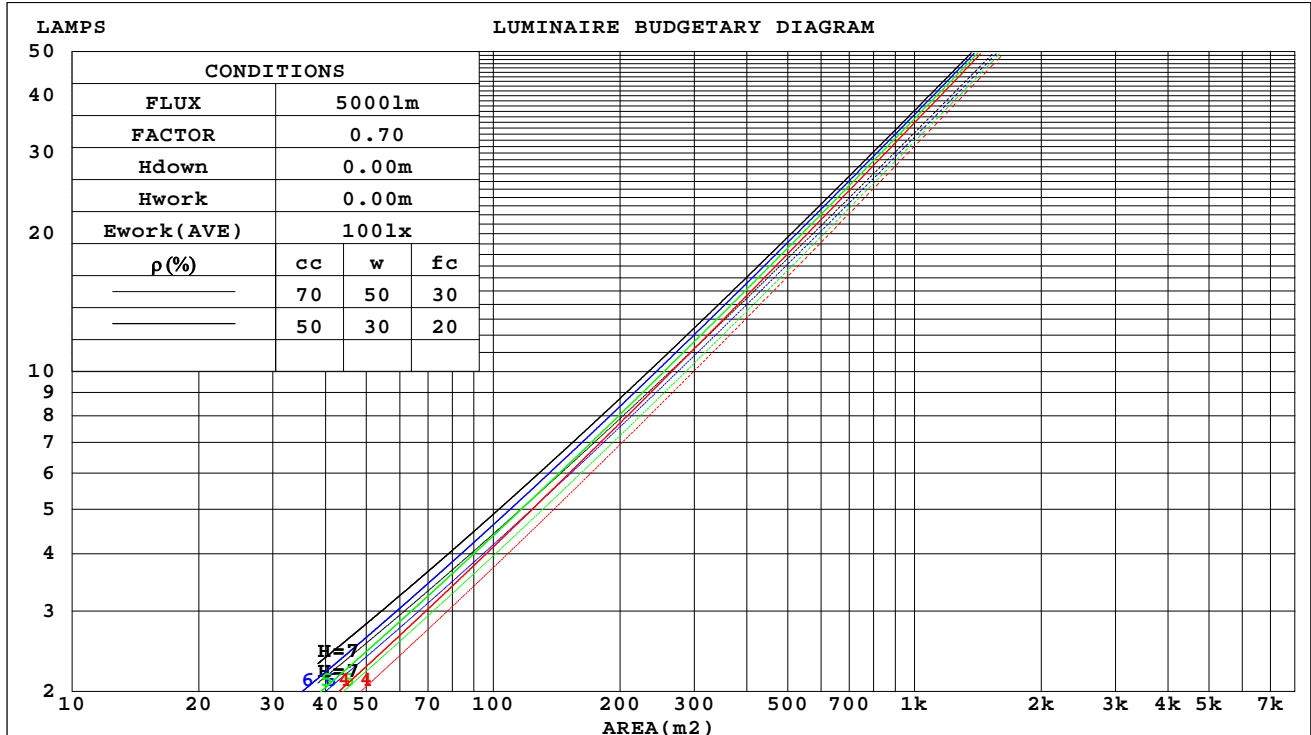
SERIAL No.: 2309151161

MFR.: RISE

SUR.: 0.00138474m2

Shielding Angle:

pcc	80%			70%			50%			30%			10%			0
pw	50%	30%	10%	50%	30%	10%	50%	30%	10%	50%	30%	10%	50%	30%	10%	0
pfc	20%			20%			20%			20%			20%			0
RCR	RCR:Room Cavity Ratio															



C Range: 0 - 360DEG
C Interval: 30.0DEG
Test Speed: HIGH
Temperature:25.3℃
Operators:zoe
Test Date:2023-9-15

γ Range: 0 - 180DEG
γ Interval: 1.0DEG
Test System:EVERFINE GO-SPEX500_V1 SYSTEM V2.00.461
Humidity:65.0%
Test Distance:3.160m [K=1.0000]
Remarks: LAMP:CMA1306-0000-000N0U0A30G Ra:90
LENS:PM-1083C 50R
DRIVER:9290 028 088 350mA
30minutes warm-up

WEC AND CCEC

Test:U:220.21V I:0.0756A P:16.433W PF:0.9854 Freq:49.99Hz Lamp Flux:1099.47x1 lm		
NAME: 2118.573-ACOT-36	TYPE:	WEIGHT:
SPEC.: 3000K	DIM.:	SERIAL No.: 2309151161
MFR.: RISE	SUR.: 0.00138474m2	Shielding Angle:

pcc	80%			70%			50%			30%			10%			0
pw	50%	30%	10%	50%	30%	10%	50%	30%	10%	50%	30%	10%	50%	30%	10%	0
pfc	20%			20%			20%			20%			20%			0
RCR	RCR:Room Cavity Ratio						Wall Exitance Coefficients(WEC)									
0.0																
1.0	.128	.073	.023	.122	.070	.022	.112	.064	.021	.103	.059	.019	.095	.055	.018	
2.0	.121	.066	.020	.116	.064	.020	.108	.060	.019	.100	.056	.018	.093	.053	.017	
3.0	.114	.061	.018	.111	.059	.018	.104	.056	.017	.097	.053	.016	.091	.050	.016	
4.0	.109	.056	.017	.105	.055	.016	.099	.053	.016	.094	.050	.015	.088	.048	.015	
5.0	.103	.053	.015	.101	.052	.015	.095	.050	.015	.091	.048	.014	.086	.046	.014	
6.0	.099	.049	.014	.096	.049	.014	.092	.047	.014	.087	.045	.013	.083	.044	.013	
7.0	.094	.047	.013	.092	.046	.013	.088	.045	.013	.085	.043	.013	.081	.042	.012	
8.0	.091	.044	.012	.089	.044	.012	.085	.043	.012	.082	.041	.012	.079	.040	.012	
9.0	.087	.042	.012	.085	.042	.012	.082	.041	.012	.079	.040	.011	.076	.039	.011	
10.0	.084	.040	.011	.082	.040	.011	.079	.039	.011	.077	.038	.011	.074	.037	.011	

pcc	80%			70%			50%			30%			10%			0	
pw	50%	30%	10%	50%	30%	10%	50%	30%	10%	50%	30%	10%	50%	30%	10%	0	
pfc	20%			20%			20%			20%			20%			0	
RCR	RCR:Room Cavity Ratio						Ceiling Cavity Exitance Coefficients(CCEC)										
0.0	.153	.153	.153	.131	.131	.131	.089	.089	.089	.051	.051	.051	.016	.016	.016		
1.0	.137	.127	.118	.117	.109	.101	.080	.075	.070	.046	.043	.041	.015	.014	.013		
2.0	.123	.107	.093	.106	.092	.080	.072	.064	.056	.042	.037	.033	.013	.012	.011		
3.0	.112	.091	.074	.096	.079	.064	.066	.055	.045	.038	.032	.027	.012	.010	.009		
4.0	.104	.079	.061	.089	.068	.053	.061	.048	.037	.035	.028	.022	.011	.009	.007		
5.0	.096	.070	.050	.082	.060	.044	.057	.042	.031	.033	.025	.018	.011	.008	.006		
6.0	.090	.062	.042	.077	.054	.037	.053	.038	.026	.031	.022	.015	.010	.007	.005		
7.0	.084	.056	.036	.072	.048	.031	.050	.034	.022	.029	.020	.013	.009	.007	.004		
8.0	.079	.050	.031	.068	.044	.027	.047	.031	.019	.028	.018	.011	.009	.006	.004		
9.0	.075	.046	.027	.065	.040	.023	.045	.028	.016	.026	.017	.010	.008	.005	.003		
10.0	.072	.043	.023	.062	.037	.020	.043	.026	.014	.025	.015	.009	.008	.005	.003		

C Range: 0 - 360DEG
C Interval: 30.0DEG
Test Speed: HIGH
Temperature:25.3℃
Operators:zoe
Test Date:2023-9-15

γ Range: 0 - 180DEG
γ Interval: 1.0DEG
Test System:EVERFINE GO-SPEX500_V1 SYSTEM V2.00.461
Humidity:65.0%
Test Distance:3.160m [K=1.0000]
Remarks: LAMP:CMA1306-0000-000N0U0A30G Ra:90
LENS:PM-1083C 50R
DRIVER:9290 028 088 350mA
30minutes warm-up

UGR(Unified Glare Rating) Table

Test:U:220.21V I:0.0756A P:16.433W PF:0.9854 Freq:49.99Hz Lamp Flux:1099.47x1 lm										
NAME: 2118.573-ACOT-36					TYPE:			WEIGHT:		
SPEC.: 3000K					DIM.:			SERIAL No.: 2309151161		
MFR.: RISE					SUR.: 0.00138474m2			Shielding Angle:		
ceiling/cavity	0.7	0.7	0.5	0.5	0.3	0.7	0.7	0.5	0.5	0.3
walls	0.5	0.3	0.5	0.3	0.3	0.5	0.3	0.5	0.3	0.3
working plane	0.2	0.2	0.2	0.2	0.2	0.2	0.2	0.2	0.2	0.2
Room dimensions	Viewed crosswise					Viewed endwise				
x = 2H y = 2H	15.4	16.3	15.7	16.4	16.6	15.6	16.4	15.8	16.6	16.7
3H	15.3	16.0	15.5	16.2	16.4	15.4	16.2	15.7	16.4	16.6
4H	15.2	15.9	15.5	16.1	16.3	15.3	16.1	15.6	16.3	16.5
6H	15.1	15.8	15.4	16.0	16.3	15.3	15.9	15.5	16.2	16.4
8H	15.1	15.7	15.4	16.0	16.2	15.2	15.9	15.5	16.1	16.4
12H	15.0	15.6	15.3	15.9	16.2	15.2	15.8	15.5	16.0	16.3
4H 2H	15.2	15.9	15.5	16.1	16.3	15.3	16.1	15.6	16.3	16.5
3H	15.0	15.6	15.3	15.9	16.2	15.2	15.8	15.5	16.1	16.3
4H	14.9	15.5	15.3	15.8	16.1	15.1	15.6	15.4	15.9	16.2
6H	14.8	15.3	15.2	15.7	16.0	15.0	15.5	15.3	15.8	16.1
8H	14.8	15.2	15.2	15.6	16.0	14.9	15.4	15.3	15.7	16.1
12H	14.7	15.1	15.1	15.5	15.9	14.9	15.3	15.3	15.7	16.0
8H 4H	14.8	15.2	15.2	15.6	16.0	14.9	15.4	15.3	15.7	16.1
6H	14.7	15.1	15.1	15.4	15.9	14.8	15.2	15.2	15.6	16.0
8H	14.6	15.0	15.1	15.4	15.8	14.8	15.1	15.2	15.5	15.9
12H	14.6	14.8	15.0	15.3	15.8	14.7	15.0	15.2	15.4	15.9
12H 4H	14.7	15.1	15.1	15.5	15.9	14.9	15.3	15.3	15.7	16.0
6H	14.6	15.0	15.1	15.4	15.8	14.8	15.1	15.2	15.5	15.9
8H	14.6	14.8	15.0	15.3	15.8	14.7	15.0	15.2	15.4	15.9
Variations with the observer position at spacings(CIE Pub.117):										
S = 1.0H	+ 4.0 / -14.4					+ 4.1 / -14.6				
1.5H	+ 6.3 / -10.8					+ 6.5 / -11.1				
2.0H	+ 6.4 / -13.5					+ 6.6 / -13.3				

CIE Pub.117, 1099 lm Total Lamp Luminous Flux Correct (8log(F/F0) = 0.3)
Area: 0.00138474 m2

C Range: 0 - 360DEG
C Interval: 30.0DEG
Test Speed: HIGH
Temperature:25.3℃
Operators:zoe
Test Date:2023-9-15

γ Range: 0 - 180DEG
γ Interval: 1.0DEG
Test System:EVERFINE GO-SPEX500_V1 SYSTEM V2.00.461
Humidity:65.0%
Test Distance:3.160m [K=1.0000]
Remarks: LAMP:CMA1306-0000-000N0U0A30G Ra:90
LENS:PM-1083C 50R
DRIVER:9290 028 088 350mA
30minutes warm-up

UTILIZATION FACTORS TABLE

Test:U:220.21V I:0.0756A P:16.433W PF:0.9854 Freq:49.99Hz Lamp Flux:1099.47x1 lm		
NAME: 2118.573-ACOT-36	TYPE:	WEIGHT:
SPEC.: 3000K	DIM.:	SERIAL No.: 2309151161
MFR.: RISE	SUR.: 0.00138474m2	Shielding Angle:

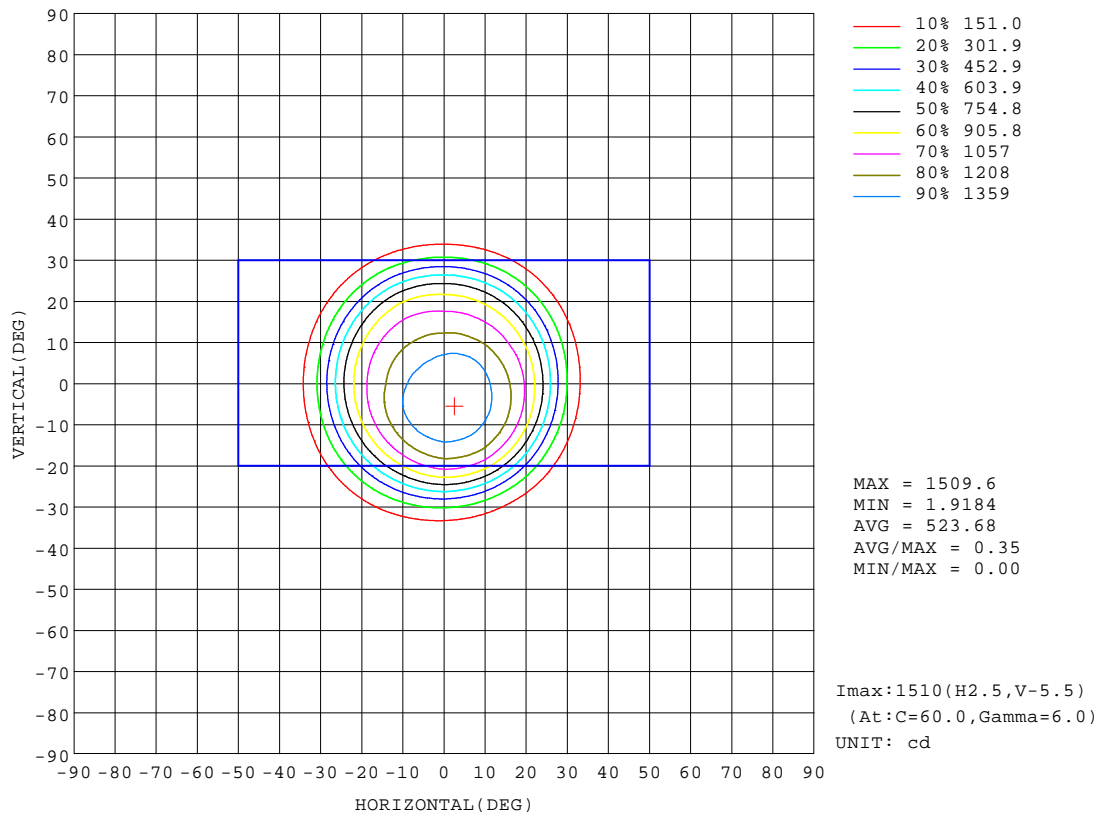
REFLECTANCE										
Ceiling	0.8	0.8	0.8	0.7	0.7	0.7	0.5	0.5	0.5	0
Walls	0.7	0.5	0.3	0.7	0.5	0.3	0.7	0.5	0.3	0
Working plane	0.2	0.2	0.2	0.2	0.2	0.2	0.2	0.2	0.2	0
ROOM INDEX	UTILIZATION FACTORS(PERCENT) $k(RI) \times RCR = 5$									
k = 0.60	73	68	65	72	68	65	72	68	65	62
0.80	78	74	71	78	74	71	77	73	71	68
1.00	82	77	75	81	77	75	80	77	74	71
1.25	84	81	78	84	80	78	82	79	77	74
1.50	86	83	81	85	82	80	84	81	79	76
2.00	88	85	83	87	84	82	85	83	81	77
2.50	89	87	84	88	86	84	86	84	82	78
3.00	91	88	86	89	87	85	86	85	83	78
4.00	92	90	88	90	89	87	88	86	85	80
5.00	93	91	90	91	90	89	88	87	86	80
ROOM INDEX	UF(total)									Direct
According to DIN EN 13032-2 2004			Suspended					SHRNOM = 1.25		

C Range: 0 - 360DEG
C Interval: 30.0DEG
Test Speed: HIGH
Temperature:25.3℃
Operators:zoe
Test Date:2023-9-15

γ Range: 0 - 180DEG
γ Interval: 1.0DEG
Test System:EVERFINE GO-SPEX500_V1 SYSTEM V2.00.461
Humidity:65.0%
Test Distance:3.160m [K=1.0000]
Remarks: LAMP:CMA1306-0000-000N0U0A30G Ra:90
LENS:PM-1083C 50R
DRIVER:9290 028 088 350mA
30minutes warm-up

ISOCANDELA DIAGRAM

Test:U:220.21V I:0.0756A P:16.433W PF:0.9854 Freq:49.99Hz Lamp Flux:1099.47x1 lm		
NAME: 2118.573-ACOT-36	TYPE:	WEIGHT:
SPEC.: 3000K	DIM.:	SERIAL No.: 2309151161
MFR.: RISE	SUR.: 0.00138474m2	Shielding Angle:

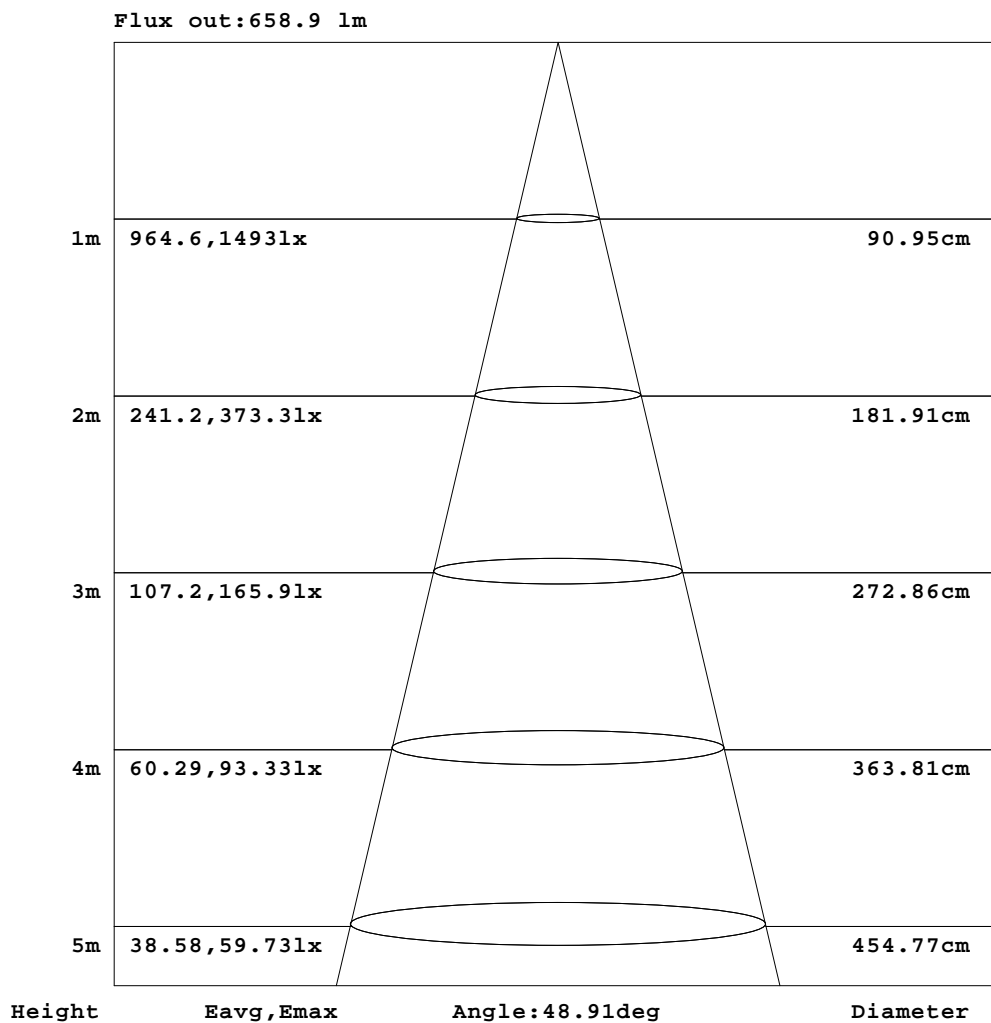


C Range: 0 - 360DEG
C Interval: 30.0DEG
Test Speed: HIGH
Temperature:25.3℃
Operators:zoe
Test Date:2023-9-15

γ Range: 0 - 180DEG
γ Interval: 1.0DEG
Test System:EVERFINE GO-SPEX500_V1 SYSTEM V2.00.461
Humidity:65.0%
Test Distance:3.160m [K=1.0000]
Remarks: LAMP:CMA1306-0000-000N0U0A30G Ra:90
LENS:PM-1083C 50R
DRIVER:9290 028 088 350mA
30minutes warm-up

AAI Figure

Test:U:220.21V I:0.0756A P:16.433W PF:0.9854 Freq:49.99Hz Lamp Flux:1099.47x1 lm		
NAME: 2118.573-ACOT-36	TYPE:	WEIGHT:
SPEC.: 3000K	DIM.:	SERIAL No.: 2309151161
MFR.: RISE	SUR.: 0.00138474m2	Shielding Angle:



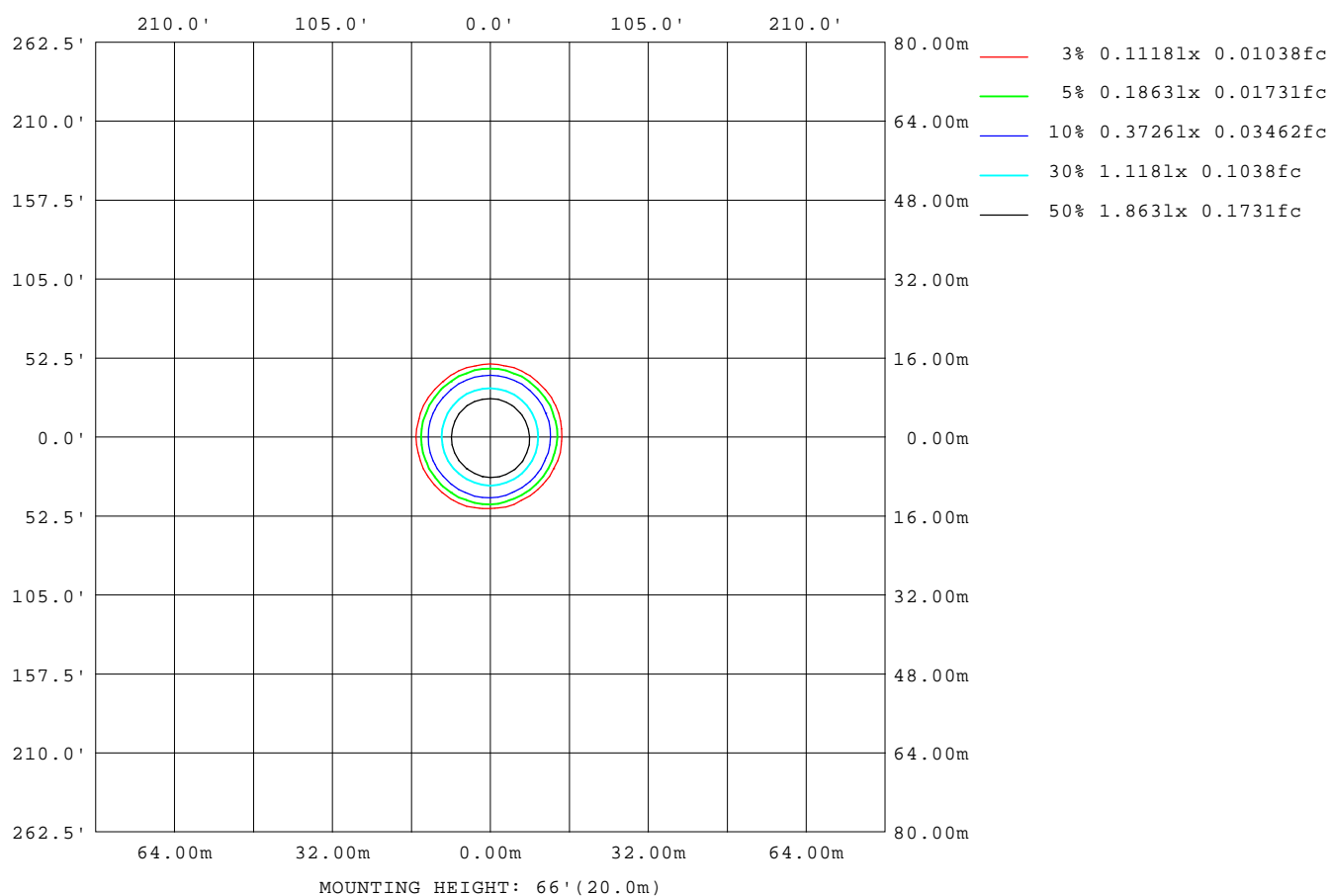
Note:The Curves indicate the illuminated area and the average illumination when the luminaire is at different distance.

C Range: 0 - 360DEG
C Interval: 30.0DEG
Test Speed: HIGH
Temperature:25.3℃
Operators:zoe
Test Date:2023-9-15

γ Range: 0 - 180DEG
γ Interval: 1.0DEG
Test System:EVERFINE GO-SPEX500_V1 SYSTEM V2.00.461
Humidity:65.0%
Test Distance:3.160m [K=1.0000]
Remarks: LAMP:CMA1306-0000-000N0U0A30G Ra:90
LENS:PM-1083C 50R
DRIVER:9290 028 088 350mA
30minutes warm-up

ISOLUX DIAGRAM

Test:U:220.21V I:0.0756A P:16.433W PF:0.9854 Freq:49.99Hz Lamp Flux:1099.47x1 lm		
NAME: 2118.573-ACOT-36	TYPE:	WEIGHT:
SPEC.: 3000K	DIM.:	SERIAL No.: 2309151161
MFR.: RISE	SUR.: 0.00138474m2	Shielding Angle:



C Range: 0 - 360DEG
C Interval: 30.0DEG
Test Speed: HIGH
Temperature:25.3℃
Operators:zoe
Test Date:2023-9-15

γ Range: 0 - 180DEG
γ Interval: 1.0DEG
Test System:EVERFINE GO-SPEX500_V1 SYSTEM V2.00.461
Humidity:65.0%
Test Distance:3.160m [K=1.0000]
Remarks: LAMP:CMA1306-0000-000N0U0A30G Ra:90
LENS:PM-1083C 50R
DRIVER:9290 028 088 350mA
30minutes warm-up

LED Avg.L Report

Test:U:220.21V I:0.0756A P:16.433W PF:0.9854 Freq:49.99Hz Lamp Flux:1099.47x1 lm		
NAME: 2118.573-ACOT-36	TYPE:	WEIGHT:
SPEC.: 3000K	DIM.:	SERIAL No.: 2309151161
MFR.: RISE	SUR.: 0.00138474m2	Shielding Angle:

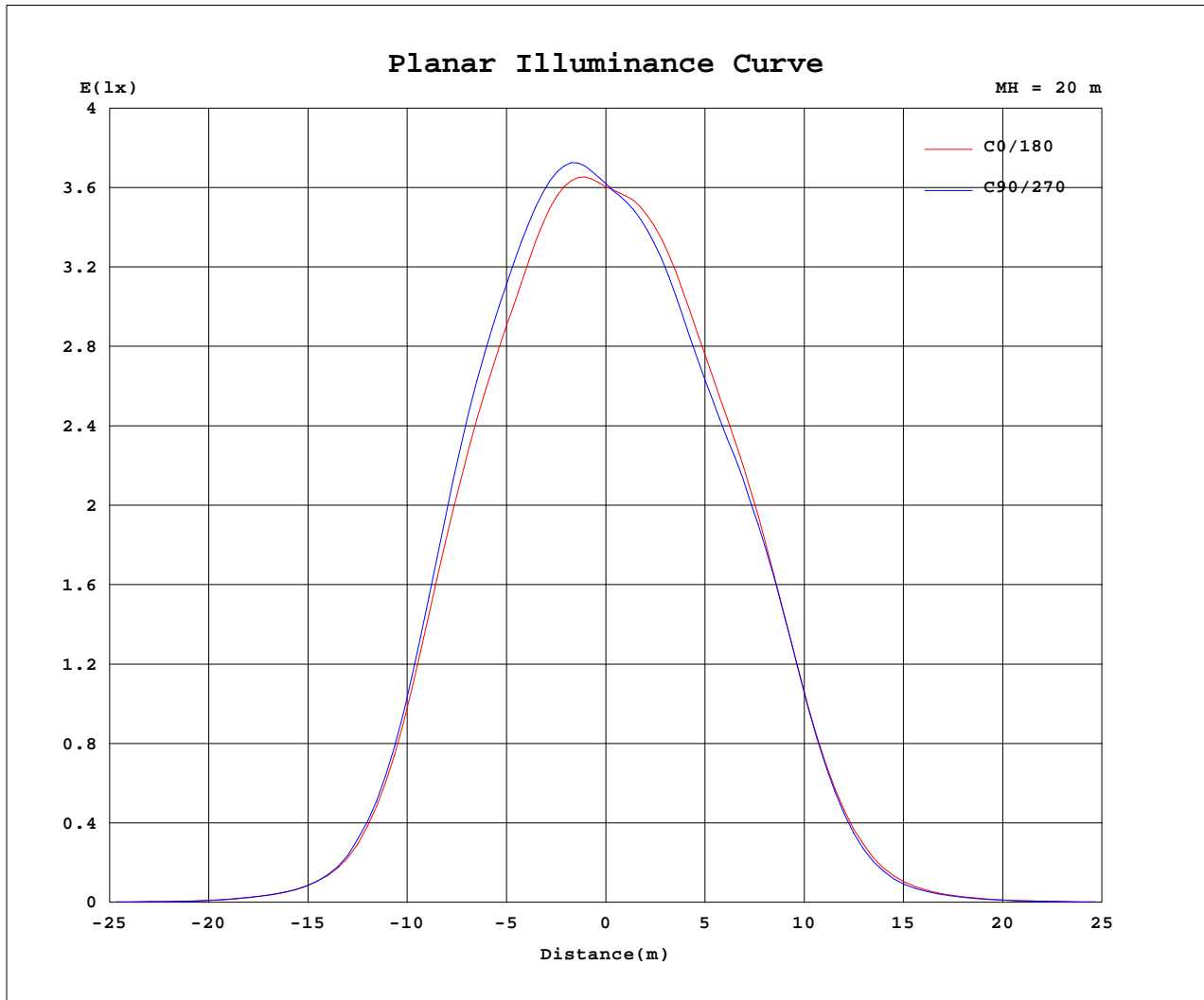
AvgL	cd/m2
L_0~180(65)av	440
L_0~180(75)av	231
L_0~180(85)av	202
L_90~270(65)av	442
L_90~270(75)av	224
L_90~270(85)av	198
L_45(65)av	435
L_45(75)av	208
L_45(85)av	138

Standard: GB/T 29293-2012

C Range: 0 - 360DEG
C Interval: 30.0DEG
Test Speed: HIGH
Temperature:25.3℃
Operators:zoe
Test Date:2023-9-15

γ Range: 0 - 180DEG
γ Interval: 1.0DEG
Test System:EVERFINE GO-SPEX500_V1 SYSTEM V2.00.461
Humidity:65.0%
Test Distance:3.160m [K=1.0000]
Remarks: LAMP:CMA1306-0000-000N0U0A30G Ra:90
LENS:PM-1083C 50R
DRIVER:9290 028 088 350mA
30minutes warm-up

Planar Illuminance Curve



C Range: 0 - 360DEG
 C Interval: 30.0DEG
 Test Speed: HIGH
 Temperature: 25.3 °C
 Operators: zoe
 Test Date: 2023-9-15

γ Range: 0 - 180DEG
 γ Interval: 1.0DEG
 Test System: EVERFINE GO-SPEX500_V1 SYSTEM V2.00.461
 Humidity: 65.0%
 Test Distance: 3.160m [K=1.0000]
 Remarks: LAMP: CMA1306-0000-000N0U0A30G Ra:90
 LENS: PM-1083C 50R
 DRIVER: 9290 028 088 350mA
 30minutes warm-up



LUMINOUS DISTRIBUTION INTENSITY DATA

Test:U:220.21V I:0.0756A P:16.433W PF:0.9854 Freq:49.99Hz Lamp Flux:1099.47x1 lm		
NAME: 2118.573-ACOT-36	TYPE:	WEIGHT:
SPEC.: 3000K	DIM.:	SERIAL No.: 2309151161
MFR.: RISE	SUR.: 0.00138474m2	Shielding Angle:

Table--1

UNIT: cd

C(DEG) γ (DEG)	0	30	60	90	120	150	180	210	240	270	300	330						
0	1446	1446	1446	1446	1446	1446	1446	1446	1446	1446	1446	1446						
5	1475	1501	1509	1506	1485	1455	1422	1396	1386	1391	1412	1442						
10	1399	1444	1462	1466	1441	1395	1335	1299	1279	1278	1305	1349						
15	1246	1307	1337	1333	1294	1238	1183	1162	1140	1125	1141	1181						
20	1035	1085	1119	1112	1054	1018	1008	1004	1001	974	971	987						
25	681	692	713	718	696	696	711	712	725	707	700	682						
30	299	287	293	314	332	345	354	353	355	343	341	321						
35	99.2	93.0	89.9	103	117	125	127	123	119	114	115	107						
40	36.7	35.3	34.3	37.3	41.8	43.4	43.0	41.1	40.3	39.0	39.2	37.9						
45	13.0	12.5	11.9	13.0	14.4	15.3	15.3	14.6	14.6	14.2	13.8	13.6						
50	5.97	5.61	5.53	5.80	6.13	6.52	6.60	6.35	6.42	6.39	6.24	6.09						
55	2.48	2.38	2.28	2.38	2.42	2.61	2.67	2.65	2.72	2.67	2.44	2.48						
60	0.91	0.84	0.78	0.81	0.83	0.81	0.84	0.89	0.87	0.87	0.84	0.85						
65	0.26	0.25	0.25	0.26	0.26	0.26	0.26	0.26	0.26	0.26	0.26	0.25						
70	0.15	0.13	0.13	0.14	0.14	0.15	0.15	0.15	0.14	0.15	0.14	0.14						
75	0.08	0.07	0.07	0.08	0.08	0.08	0.09	0.08	0.08	0.08	0.07	0.07						
80	0.04	0.03	0.03	0.04	0.04	0.04	0.05	0.04	0.04	0.05	0.04	0.04						
85	0.02	0.01	0.01	0.02	0.02	0.02	0.03	0.02	0.02	0.03	0.02	0.02						
90	0.00	0.00	0.00	0.00	0.00	0.00	0.00	0.00	0.00	0.00	0.00	0.00						
95	0.00	0.00	0.00	0.00	0.00	0.00	0.00	0.00	0.00	0.00	0.00	0.00						
100	0.00	0.00	0.00	0.00	0.00	0.00	0.00	0.00	0.00	0.00	0.00	0.00						
105	0.00	0.00	0.00	0.00	0.00	0.00	0.00	0.00	0.00	0.00	0.00	0.00						
110	0.00	0.00	0.00	0.00	0.00	0.00	0.00	0.00	0.00	0.00	0.00	0.00						
115	0.00	0.00	0.00	0.00	0.00	0.00	0.00	0.00	0.00	0.00	0.00	0.00						
120	0.00	0.00	0.00	0.00	0.00	0.00	0.00	0.00	0.00	0.00	0.00	0.00						
125	0.00	0.00	0.00	0.00	0.00	0.00	0.00	0.00	0.00	0.00	0.00	0.00						
130	0.00	0.00	0.00	0.00	0.00	0.00	0.00	0.00	0.00	0.00	0.00	0.00						
135	0.00	0.00	0.00	0.00	0.00	0.00	0.00	0.00	0.00	0.00	0.00	0.00						
140	0.00	0.00	0.00	0.00	0.00	0.00	0.00	0.00	0.00	0.00	0.00	0.00						
145	0.00	0.00	0.00	0.00	0.00	0.00	0.00	0.00	0.00	0.00	0.00	0.00						
150	0.00	0.00	0.00	0.00	0.00	0.00	0.00	0.00	0.00	0.00	0.00	0.00						
155	0.00	0.00	0.00	0.00	0.00	0.00	0.00	0.00	0.00	0.00	0.00	0.00						
160	0.00	0.00	0.00	0.00	0.00	0.00	0.00	0.00	0.00	0.00	0.00	0.00						
165	0.00	0.00	0.00	0.00	0.00	0.00	0.00	0.00	0.00	0.00	0.00	0.00						
170	0.00	0.00	0.00	0.00	0.00	0.00	0.00	0.00	0.00	0.00	0.00	0.00						
175	0.00	0.00	0.00	0.00	0.00	0.00	0.00	0.00	0.00	0.00	0.00	0.00						
180	0.00	0.00	0.00	0.00	0.00	0.00	0.00	0.00	0.00	0.00	0.00	0.00						

C Range: 0 - 360DEG
C Interval: 30.0DEG
Test Speed: HIGH
Temperature:25.3℃
Operators:zoe
Test Date:2023-9-15

γ Range: 0 - 180DEG
γ Interval: 1.0DEG
Test System:EVERFINE GO-SPEX500_V1 SYSTEM V2.00.461
Humidity:65.0%
Test Distance:3.160m [K=1.0000]
Remarks: LAMP:CMA1306-0000-000N0U0A30G Ra:90
LENS:PM-1083C 50R
DRIVER:9290 028 088 350mA
30minutes warm-up